


# 13ft x 13ft Spider Tent

Ratio 1:10



Open this PDF in Adobe Illustrator and place your vector artwork in the designated 'Artwork' layer of this document.

To avoid any unwanted alterations to your artwork, please ensure all text & strokes are **outlined**.

If your artwork contains raster files (eg JPGs), please provide them in as high a resolution as possible. They must be at least **300dpi** on this template to avoid significant pixelation. Please ensure images are either embedded into this document or provided separately.

If the file size of your saved artwork is over 20MB then please send it to us using a file transfer service such as WeTransfer, ensuring that any linked artwork is embedded into this file, or included separately.

We request that you provide us with **Pantone** references in order for us to achieve the closest possible match to your brand colours. Please be aware that slight colour variation may occur in the printing process.

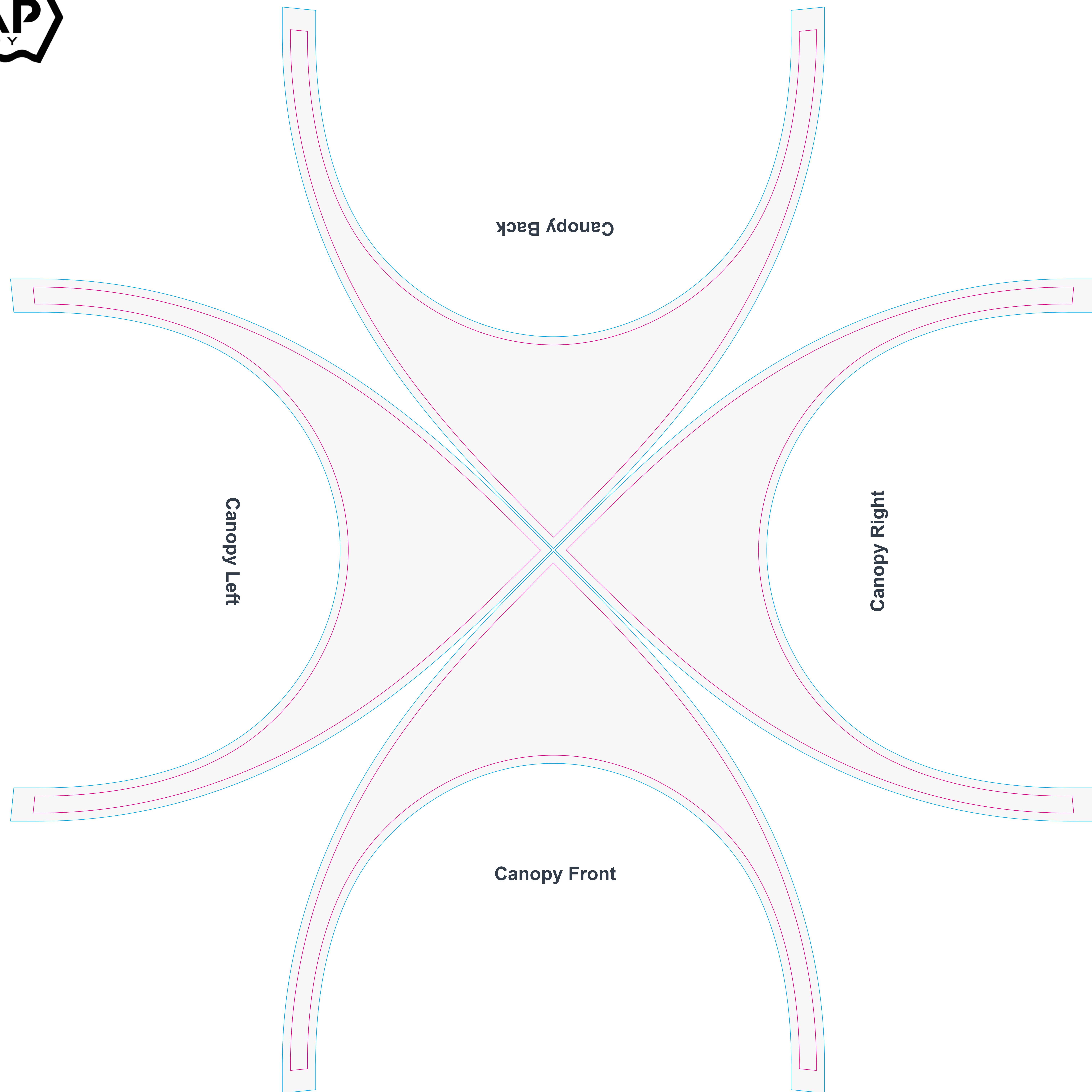
Please only place artwork on the panels included in the package that you have been quoted for.

It is advised that any essential elements such as text & imagery are kept away from the panel edges to allow for stitching.


**All text & strokes must be outlined.**

**Any pixel-based artwork must be a minimum of 300dpi.**

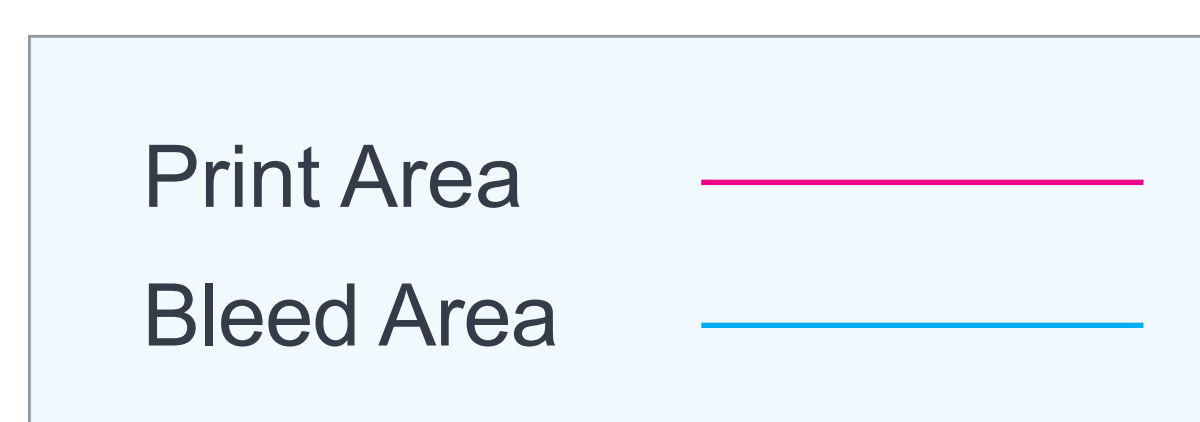
**Please provide Pantones for any block colours.**



Awning



Awning Banner



## Leg Stock Colours

at no extra cost (except Pantone match)



\*For Pantone matched legs, please contact our Sales Team for a price upon request.



# 13ft x 13ft Spider Tent

Ratio 1:10

Open this PDF in Adobe Illustrator and place your vector artwork in the designated 'Artwork' layer of this document.

To avoid any unwanted alterations to your artwork, please ensure all text & strokes are **outlined**.

If your artwork contains raster files (eg JPGs), please provide them in as high a resolution as possible. They must be at least **300dpi** on this template to avoid significant pixelation. Please ensure images are either embedded into this document or provided separately.

If the file size of your saved artwork is over 20MB then please send it to us using a file transfer service such as WeTransfer, ensuring that any linked artwork is embedded into this file, or included separately.

We request that you provide us with **Pantone** references in order for us to achieve the closest possible match to your brand colours. Please be aware that slight colour variation may occur in the printing process.

Please only place artwork on the panels included in the package that you have been quoted for.

It is advised that any essential elements such as text & imagery are kept away from the panel edges to allow for stitching.

**All text & strokes must be outlined.**

**Any pixel-based artwork must be a minimum of 300dpi.**

**Please provide Pantones for any block colours.**

**Leg Stock Colours**  
at no extra cost (except Pantone match)

<b>Black</b> Black C	<b>Blue</b> 299c
<b>Grey</b> 429c	<b>Red</b> 199c
<b>White</b>	<b>Pantone Match*</b>

\*For Pantone matched legs, please contact our Sales Team for a price upon request.

## WALL OPTIONS



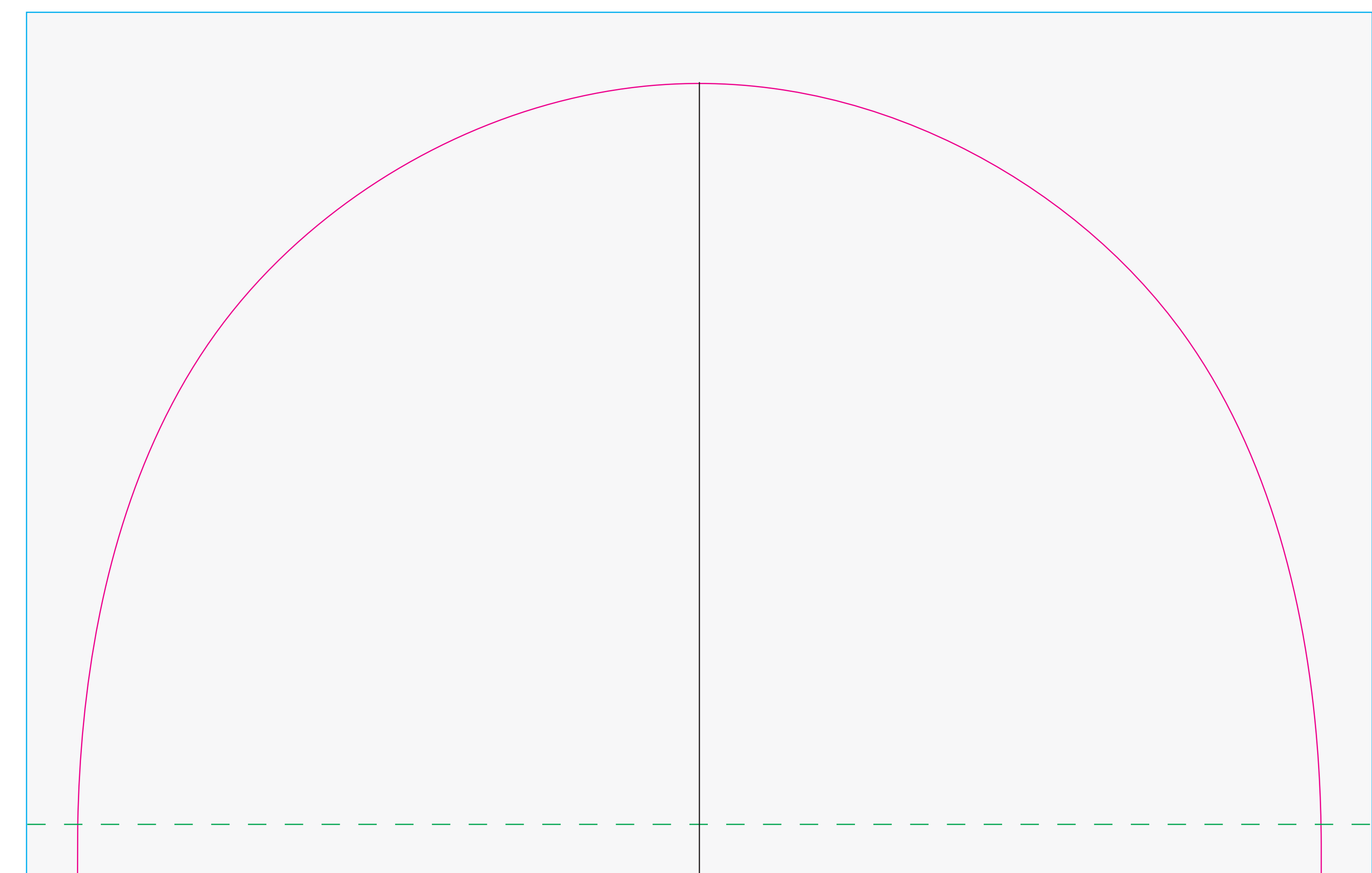
Outside Standard Wall




Inside Standard Wall




Outside Door Wall



Inside Door Wall



Outside Window Wall



Inside Window Wall

Print Area ———  
Bleed Area ———  
Ground Line - - - -

**If your order includes single sided printed walls please set up artwork on either the inside or outside of the relevant wall template(s).  
If you have upgraded to double sided wall printing, please complete both the inside and outside of the relevant wall template(s).**