23ft x 23ft
Spider Tent

Ratio 1:10

Open this PDF in Adobe Illustrator and place your vector artwork in the designated 'Artwork' layer of this document.

To avoid any unwanted alterations to your artwork, please ensure all text & strokes are **outlined**.

If your artwork contains raster files (eg JPGs), please provide them in as high a resolution as possible. They must be at least **300dpi** on this template to avoid significant pixelation. Please ensure images are either embedded into this document or provided separately.

If the file size of your saved artwork is over 20MB then please send it to us using a file transfer service such as WeTransfer, ensuring that any linked artwork is embedded into this file, or included separately.

We request that you provide us with **Pantone** references in order for us to achieve the closest possible match to your brand colours. Please be aware that slight colour variation may occur in the printing process.

Please only place artwork on the panels included in the package that you have been quoted for.

It is advised that any essential elements such as text & imagery are kept away from the panel edges to allow for stitching.

All text & strokes must be outlined.

Any pixel-based artwork must be a minumum of 300dpi.

Please provide Pantones for any block colours.

PMS 000c

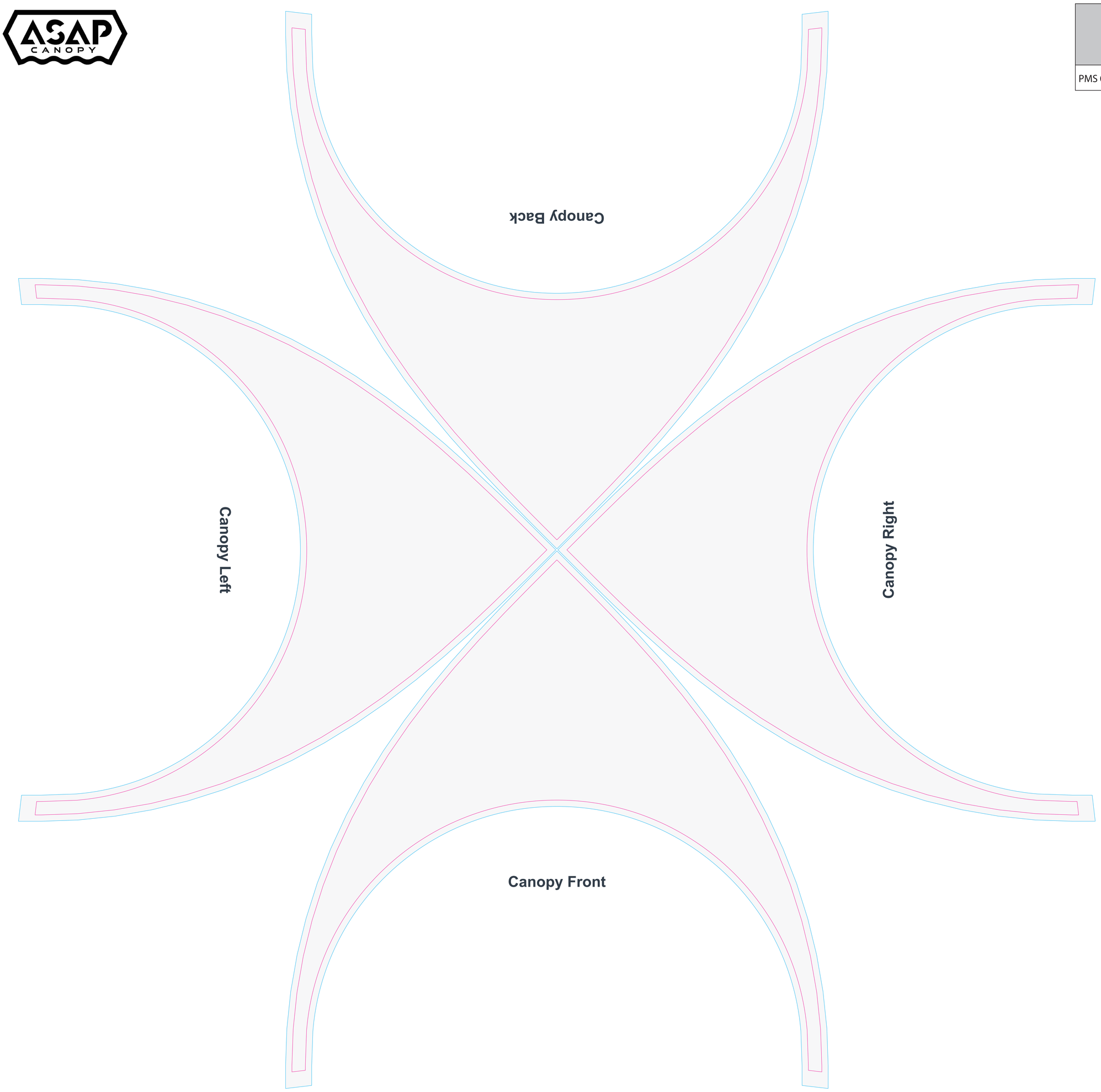

Awning

Awning Banner

Leg Stock Colours

at no extra cost (except Pantone match)

Black Black C	**Blue** 299c
Grey 429c	**Red** 199c
White	**Pantone Match***

*For Pantone matched legs, please contact our Sales Team for a price upon request.

Print Area
Bleed Area

Wall options on page 2

23ft x 23ft
Spider Tent

Ratio 1:10

PMS 000c

Open this PDF in Adobe Illustrator and place your vector artwork in the designated 'Artwork' layer of this document.

To avoid any unwanted alterations to your artwork, please ensure all text & strokes are **outlined**.

If your artwork contains raster files (eg JPGs), please provide them in as high a resolution as possible. They must be at least **300dpi** on this template to avoid significant pixelation. Please ensure images are either embedded into this document or provided separately.

If the file size of your saved artwork is over 20MB then please send it to us using a file transfer service such as WeTransfer, ensuring that any linked artwork is embedded into this file, or included separately.

We request that you provide us with **Pantone** references in order for us to achieve the closest possible match to your brand colours. Please be aware that slight colour variation may occur in the printing process.

Please only place artwork on the panels included in the package that you have been quoted for.

It is advised that any essential elements such as text & imagery are kept away from the panel edges to allow for stitching.

All text & strokes must be outlined.

Any pixel-based artwork must be a minumum of 300dpi.

Please provide Pantones for any block colours.

Leg Stock Colours
at no extra cost (except Pantone match)

Black Black C	**Blue** 299c
Grey 429c	**Red** 199c
White	**Pantone Match***

*For Pantone matched legs, please contact our Sales Team for a price upon request.

WALL OPTIONS

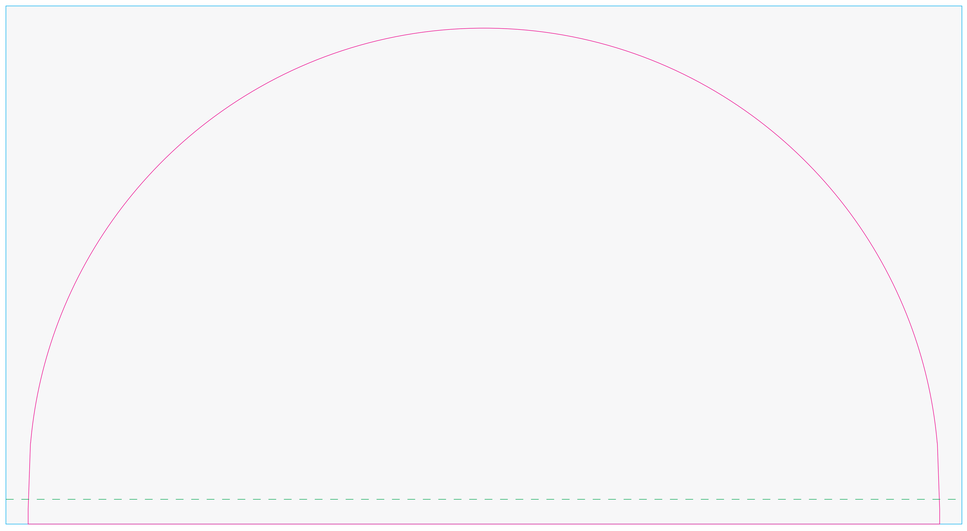

Outside Standard Wall

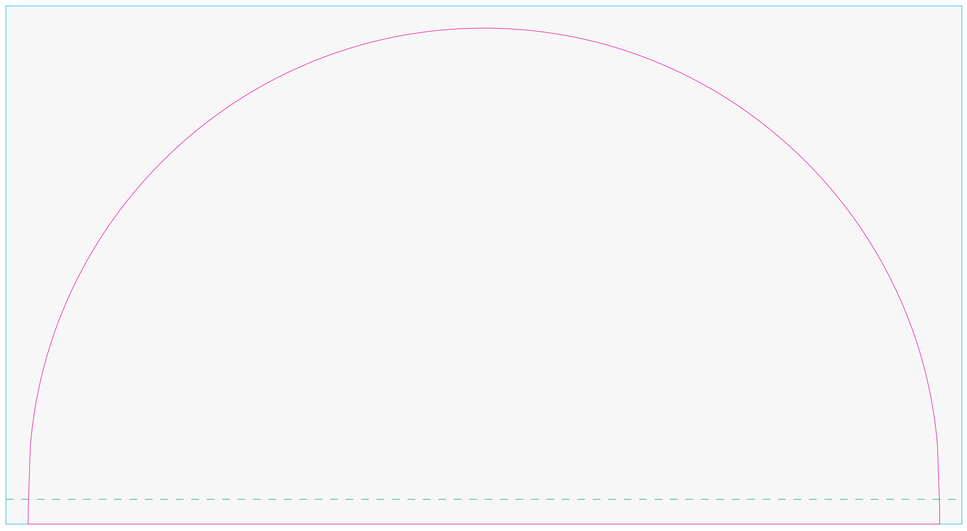

Inside Standard Wall

Outside Door Wall

Inside Door Wall

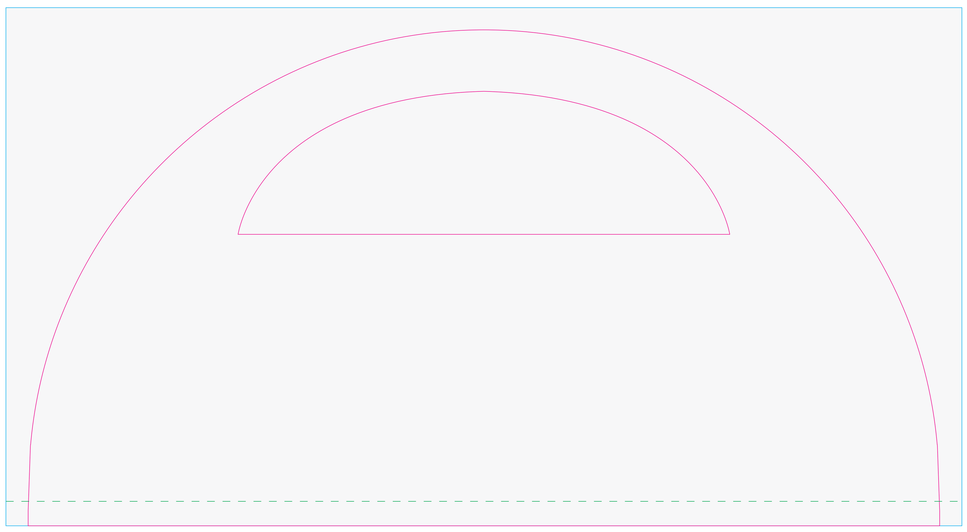

Outside Window Wall

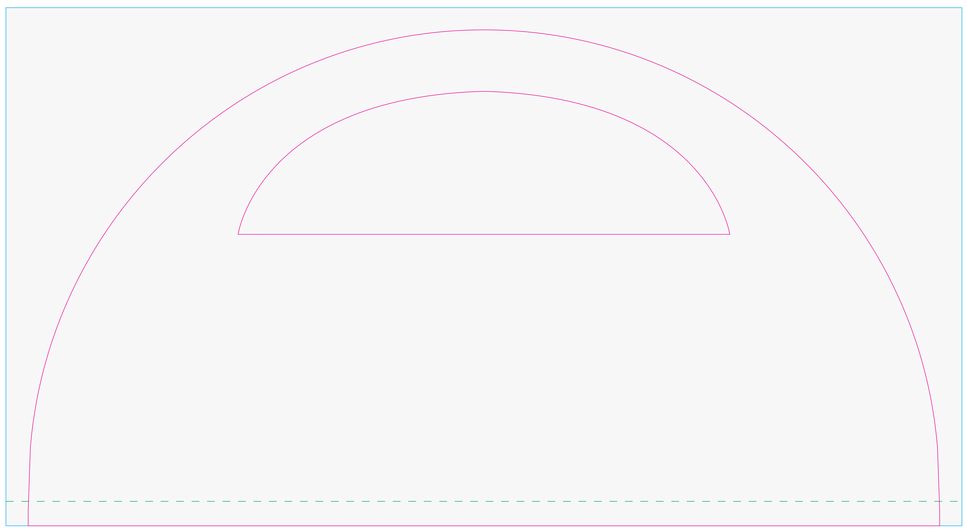

Inside Window Wall

Print Area
Bleed Area
Ground Line

If your order includes single sided printed walls please set up artwork on either the inside or outside of the relevant wall template(s).
If you have upgraded to double sided wall printing, please complete both the inside and outside of the relevant wall template(s).

300 Dominion Drive, Suite 450, M